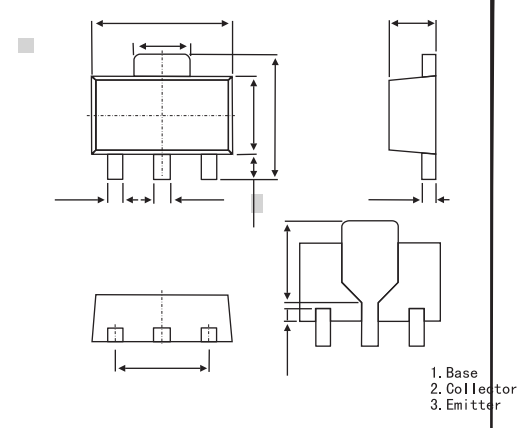


1.4V maximum dropout at full load current  
Fast transient response  
Output current limiting  
Built-in thermal shutdown  
Good noise rejection  
3-Terminal Adjustable or Fixed 1.5V, 1.8V, 1.9V, 2.5V,  
3.3V, 5.0V



# F5H=B ; G 5B8 7 < 5F57H9F=GH=7 7 I FJ9G

## ■ Typical Characteristics

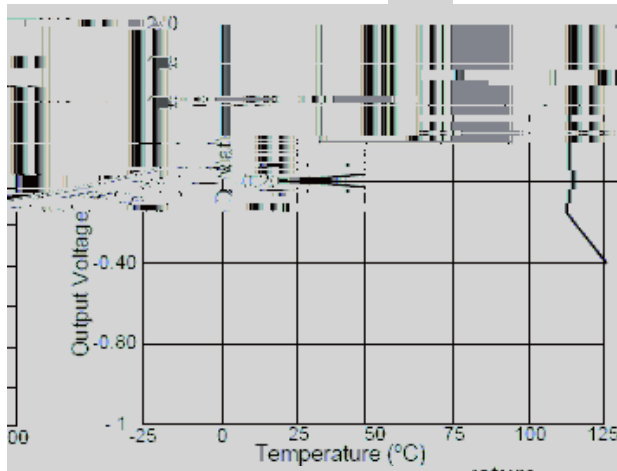


Fig.1 Dropout Voltage vs Output Current

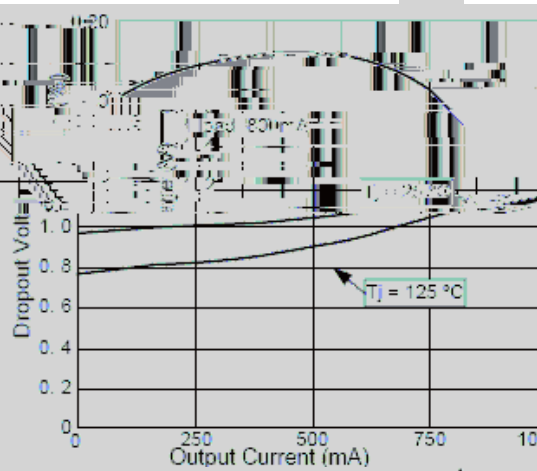


Fig.2 Load Regulation vs Temperature




Fig.3 Percent Change in Output Voltage vs Temperature




Fig.4 Line Regulation

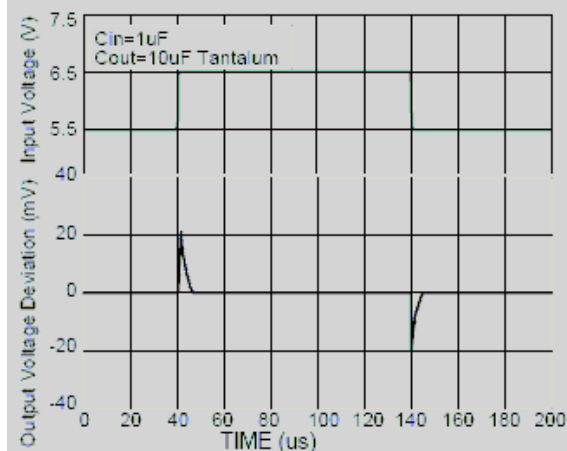


Fig.5 Line Transient Response

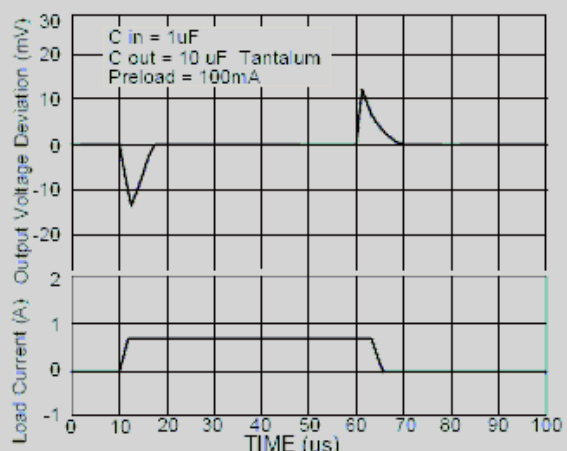


Fig.6 Load Transient Response